

SPECIFICATONS

Frequency Response: -20 dB Gain: 20Hz - 40kHz, +/-1dB
+20 dB Gain: 50Hz - 20kHz, +/-3dB
THD: .03% (0dB in, -20dB Gain)
1% (-10dB in, +20dB Gain)
Noise Floor: >90dB (Gain switch in)
Connectors: Input: 1/4" unbal. Output: XLR transformer bal.
Input Impedance: 100K Ω
Output Impedance: 600 Ω
Maximum Input Level: +20dB (Gain switch out), -10dB (Gain switch in)
Maximum Gain: +20dB
Size (WxHxD) 7.6" x 1.6" x 5.4" (194mm x 40mm x 135mm)
Weight: 2.5lbs (1.135kg)
Power: 12VAC 300ma (Adapter included in US models)

LIMITED WARRANTY

This product is warranted to the original consumer purchaser to be free from defects in materials and workmanship under normal installation, use and service for a period of one (1) year from the date of purchase as shown on the purchaser's receipt.

The obligation of Rolls Corporation under this warranty shall be limited to repair or replacement (at our option), during the warranty period of any part which proves defective in material or workmanship under normal installation, use and service, provided the product is returned to Rolls Corporation, TRANSPORTATION CHARGES PREPAID. Products returned to us or to an authorized Service Center must be accompanied by a copy of the purchase receipt. In the absence of such purchase receipt, the warranty period shall be one (1) year from the date of manufacture.

This warranty shall be invalid if the product is damaged as a result of defacement, misuse, abuse, neglect, accident, destruction or alteration of the serial number, improper electrical voltages or currents, repair, alteration or maintenance by any person or party other than our own service facility or an authorized Service Center, or any use violative of instructions furnished by us.


This one-year warranty is in lieu of all expressed warranties, obligations or liabilities. ANY IMPLIED WARRANTIES, OBLIGATIONS, OR LIABILITIES, INCLUDING BUT NOT LIMITED TO THE IMPLIED WARRANTIES OF MERCHANTABILITY AND FITNESS FOR A PARTICULAR PURPOSE, SHALL BE LIMITED IN DURATION TO THE ONE YEAR DURATION OF THIS WRITTEN LIMITED WARRANTY. Some states do not allow limitations on how long an implied warranty lasts, so the above limitation may not apply to you.

IN NO EVENT SHALL WE BE LIABLE FOR ANY SPECIAL, INCIDENTAL OR CONSEQUENTIAL DAMAGES FOR BREACH OF THIS OR ANY OTHER WARRANTY, EXPRESSED OR IMPLIED, WHATSOEVER. Some states do not allow the exclusion or limitation of special, incidental or consequential damages so the above limitation or exclusion may not apply to you. This warranty gives you specific legal rights, and you may also have other rights which vary from state to state.

Bellari
Salt Lake City, UT
email: bellari@rolls.com
web site: www.rolls.com
4/98

Bellari

ADB3b Stereo Tube Direct Box



OWNERS MANUAL

Congratulations and thank you for purchasing the ADB3b Stereo Tube Direct Box. The tube direct box is the DI of choice for hundreds of studios, engineers, producers, and artists the world over. The clear, warm quality of the tube maximizes the sound of musical instrument pickups and interfaces. The ADB3b is a two-channel active impedance matching device utilizing a 7025 vacuum tube. Unlike solid state active direct boxes, the ADB3b delivers a warm, slightly compressed signal due to the natural softening characteristics of tubes. Each channel features two 1/4" inputs, an XLR output, a Ground Lift switch, a 0 to -infinity Pad control, and a +20/-20 dB input gain switch. Please take a moment and read this manual carefully. We sincerely hope this product provides you with years of reliable service.

FRONT PANEL

PWR LED: Indicates the ADB3b is on.

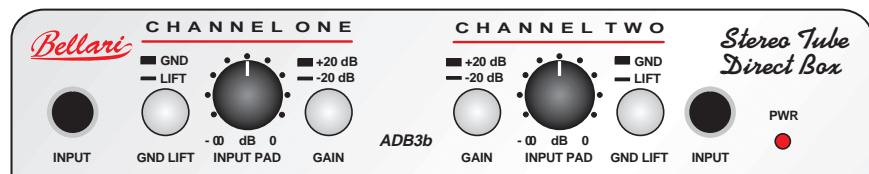
NOTE: Channel One descriptions are identical to Channel Two.

INPUT JACK: 1/4" unbalanced jack for instrument, line, or speaker level signals.

GND LIFT SWITCH: Disconnects the ground from pin 1 of the output jack.

PAD CONTROL: Adjusts the amount of input level from off to 0 dB.

GAIN: When in, the gain of the tube circuit is -20 dB. When out, the gain is +20 dB.



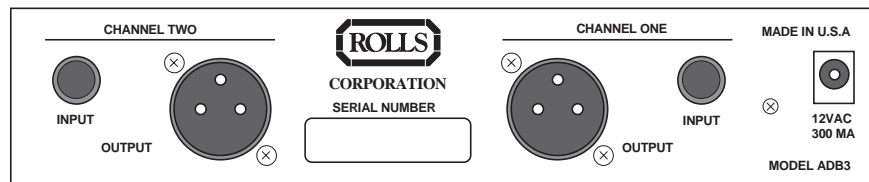
REAR PANEL

NOTE: Channel One connections are identical to Channel Two.

INPUT: 1/4" unbalanced jack for instrument, line or speaker level signals.

OUTPUT: Transformer balanced XLR jack.

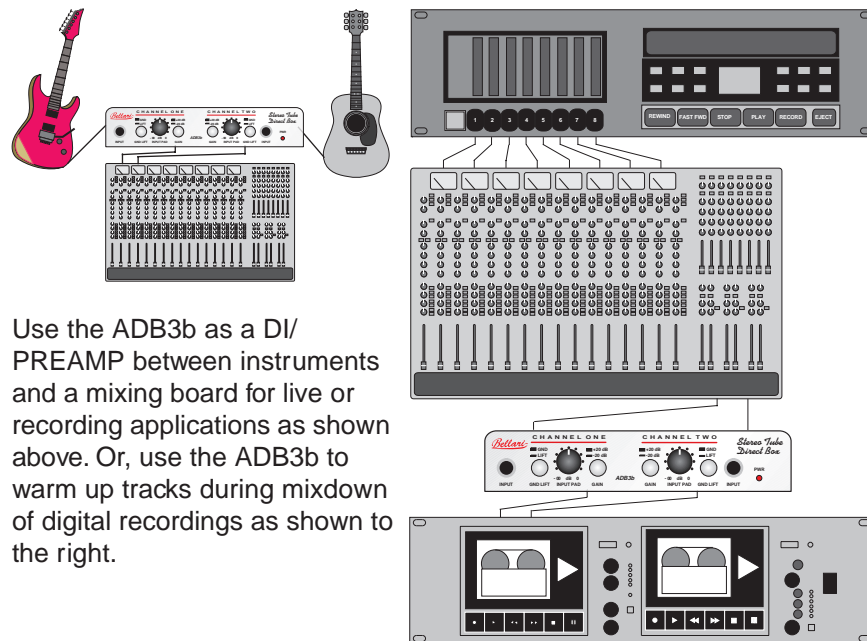
POWER IN: For use with the included Bellari power supply. The screw terminal to the left of the jack may be used to secure the power cord.



OPERATION

Connect the ADB3b INPUT to the output of your instrument or line level device. Connect the OUTPUT to a mixing board, snake, or recorder. Start with the PAD control at full (0 dB). Set the GAIN control for -20 dB and lower the PAD control for a proper level when using a speaker or hot line level signal. Set the GAIN control for +20 and adjust the PAD control to use the ADB3b as a preamp/DI.

SAMPLE APPLICATIONS



Use the ADB3b as a DI/PREAMP between instruments and a mixing board for live or recording applications as shown above. Or, use the ADB3b to warm up tracks during mixdown of digital recordings as shown to the right.