

SPECIFICATIONS

Frequency Response	20Hz - 40kHz, +/- 3dB Mic/Line 5Hz - 40kHz inst.
THD:	.1% typical
EIN (SMPTE):	-129 dB
Attenuation:	20 dB
Noise Floor:	-90dB
Connectors:	XLR balanced and 1/4" unbalanced In and Out
Input Impedance:	600 Ω balanced, 10M Ω line
Output Impedance:	100 Ω bal., and unbal.
Maximum Input Level:	+20 dB
Max Output Level:	+11 dB
Maximum Gain:	+70db
Size (WxHxD)	7 5/8" x 1 5/8" x 5 3/8" 194 mm x 40 mm x 135 mm
Weight:	2.5 lbs (1.135 Kg)
Power:	12VAC 300ma

LIMITED WARRANTY

This product is warranted to the original consumer purchaser to be free from defects in materials and workmanship under normal installation, use and service for a period of one (1) year from the date of purchase as shown on the purchaser's receipt.

The obligation of Rolls Corporation under this warranty shall be limited to repair or replacement (at our option), during the warranty period of any part which proves defective in material or workmanship under normal installation, use and service, provided the product is returned to Rolls Corporation, TRANSPORTATION CHARGES PREPAID. Products returned to us or to an authorized Service Center must be accompanied by a copy of the purchase receipt. In the absence of such purchase receipt, the warranty period shall be one (1) year from the date of manufacture.

This warranty shall be invalid if the product is damaged as a result of defacement, misuse, abuse, neglect, accident, destruction or alteration of the serial number, improper electrical voltages or currents, repair, alteration or maintenance by any person or party other than our own service facility or an authorized Service Center, or any use violative of instructions furnished by us.

This one-year warranty is in lieu of all expressed warranties, obligations or liabilities. ANY IMPLIED WARRANTIES, OBLIGATIONS, OR LIABILITIES, INCLUDING BUT NOT LIMITED TO THE IMPLIED WARRANTIES OF MERCHANTABILITY AND FITNESS FOR A PARTICULAR PURPOSE, SHALL BE LIMITED IN DURATION TO THE ONE YEAR DURATION OF THIS WRITTEN LIMITED WARRANTY. Some states do not allow limitations on how long an implied warranty lasts, so the above limitation may not apply to you.

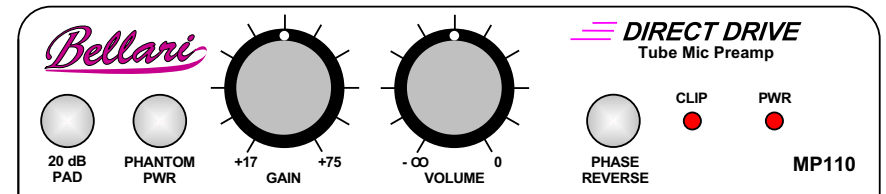
IN NO EVENT SHALL WE BE LIABLE FOR ANY SPECIAL, INCIDENTAL OR CONSEQUENTIAL DAMAGES FOR BREACH OF THIS OR ANY OTHER WARRANTY, EXPRESSED OR IMPLIED, WHATSOEVER. Some states do not allow the exclusion or limitation of special, incidental or consequential damages so the above limitation or exclusion may not apply to you. This warranty gives you specific legal rights, and you may also have other rights which vary from state to state.

Bellari

Bellari is a division of
ROLLS Corporation
Salt Lake City, UT

Bellari

MP110 DIRECT DRIVE Tube Mic Preamp



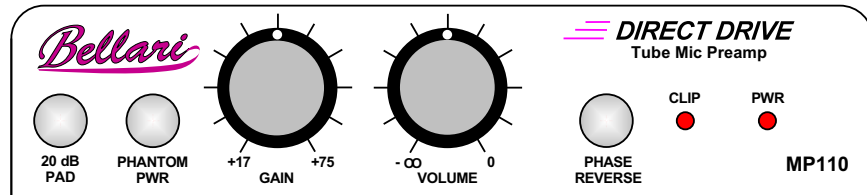
OWNERS MANUAL

Thank you for your purchase of the Bellari MP110 DIRECT DRIVE Tube Mic Preamp. We recommend that you take a moment and read this manual as it provides information that will help you in using your unit to its fullest potential. The MP110 provides clear sonic quality and performance for the working musician, studio operator or anyone who needs a preamp with the warm, smooth, analog sound. The unit uses a premium 7025 tube in a unique configuration to give smooth controllable gain. The unit has both XLR and 1/4" inputs and outputs with a 20 dB Pad and a Phase Reversal switch to adapt to any performing or studio situation.

INSPECTON

1. Unpack and Inspect the MP110 package
Your MP110 was carefully packed at the factory in a protective carton. Nonetheless, be sure to examine the unit and the carton for any signs of damage that may have occurred during shipping. If obvious physical damage is noticed, contact the carrier immediately to make a damage claim. We suggest saving the shipping carton and packing materials for safely transporting the unit in the future.
2. Complete the Warranty Registration Card and return it to the factory.

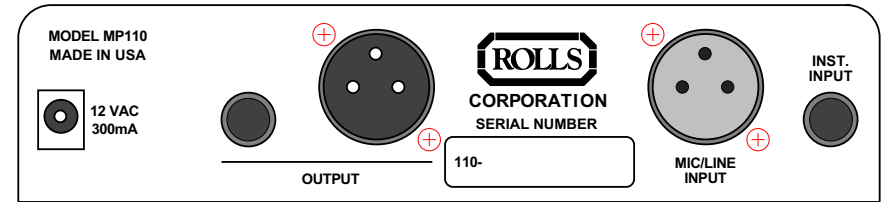
FRONT PANEL DESCRIPTION



- PHANTOM PWR SWITCH:** When pressed in, provides +48 volt phantom power to the Microphone Input.
- 20 dB PAD SWITCH:** When press in, reduces the input signal by 20 dB.
- GAIN CONTROL:** Adjusts the drive of the tube preamp stage.
- VOLUME CONTROL:** Adjusts the overall signal level of the MP110.
- PHASE REVERSE SWITCH:** When pressed in, shifts the output signal 180 degrees from the input signal.
- CLIP LED:** Indicates clipping of the MP110 tube circuit (not output clipping).
- PWR LED:** Indicates power is applied to the MP110.

ATTENTION - DISTORTION POSSIBLE: The output stage of the MP110 may be overdriven by increasing the VOLUME control. This will cause a more harsh distortion than that of overdriving the tube circuit. This may or may not be a desired effect.

REAR PANEL DESCRIPTION



INPUT: 1/4" unbalanced and XLR balanced jacks for receiving incoming signals.

OUTPUT: 1/4" unbalanced and XLR balanced jacks for sending outputting the signal to a recording device, mixer, amplifier, etc.

12VAC 300mA: Power jack.

EXAMPLE

Shown below is an example application for the DIRECT DRIVE. Connect a microphone (dynamic or condenser) to the Mic Input, and an XLR or 1/4" cable to the Output. Connect the Output cable to a recording device. If the microphone is a condenser type, press in the Phantom Power switch. Sing or speak into the microphone at performance level and adjust the Gain control to a point slightly below clipping. Set the Volume control for a comfortable level for your recording device as indicated by its level meters.

