

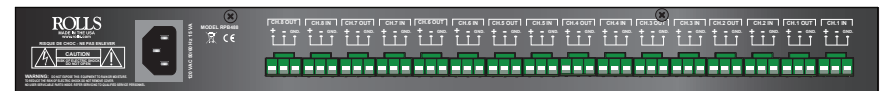
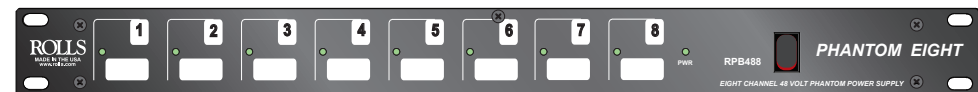
ROLLS

RPB488

PHANTOM EIGHT
8 CHANNEL PHANTOM
POWER SUPPLY

With PLUGGABLE BARRIER STRIPS

ROLLS



INTRODUCTION

Thank you for your purchase of the ROLLS RPB488 PHANTOM EIGHT channel phantom power supply. This unit powers up to 8 condenser microphones with 48 volts of ultra clean phantom power.

To eliminate the possibility of any DC voltages, the RPB488 features pull-down resistors and isolation capacitors on all outputs.

DESCRIPTION

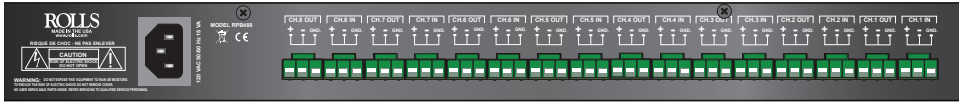
FRONT PANEL



The LED for each channel lights when that channel is in use. All these LEDs light momentarily when the RPB488 is powered up.

The PWR led indicates the unit is on.

REAR PANEL



120 VAC 50/60 HZ 15 VA: Power Cord. Connect to a properly grounded AC source.

NOTE: THE FOLLOWING DESCRIPTION APPLIES TO EACH OF THE EIGHT CHANNELS.

INPUT: Plug able barrier strips - for connection to the condenser microphone. Pin + is hot.

OUTPUT: Plug able barrier strips - for connection to a mixer or multi-track recorder.

Note: If you are connecting this to a mixer, adjust the mixer's gain or trim control carefully for a suitable input level.

SPECIFICATIONS

Connectors:	IN:	8 ea. Plug able barrier strips
	OUT:	8 ea. Plug able barrier strips
Phantom Power Voltage:		48 Volts
Max Phantom Power Current:		14 mA each channel
Power Supply:		Linear 120VAC 50/60Hz
Size (W x H x D):		19" x 1.75" x 2.5" (48 x 4.5 x 12.7)
Weight:		4 lbs.

INSTALLATION

Mount the RPB488 in a sturdy rack. Connect microphones to properly shielded balanced cable, and connect the cable to the Input channels of the RPB488. Connect the outputs of the RPB488 to the recording or mixing device.

The output impedance of the RPB488 will be the same as the impedance of your microphone.

Important notice!

The RPB488 should be powered up and connected to the microphones before power is applied to the power amplifiers or recording device. A noticeable thump sound will be heard if power amps are on before the RPB488 is powered up.